



MIAMI, FLORIDA

Seasonal Growing Guide



 Days until maturity

 Seed spacing

 Seed depth

Follow this guide to help grow and plant your seeds and seedlings throughout the year!

Here are a few tips:

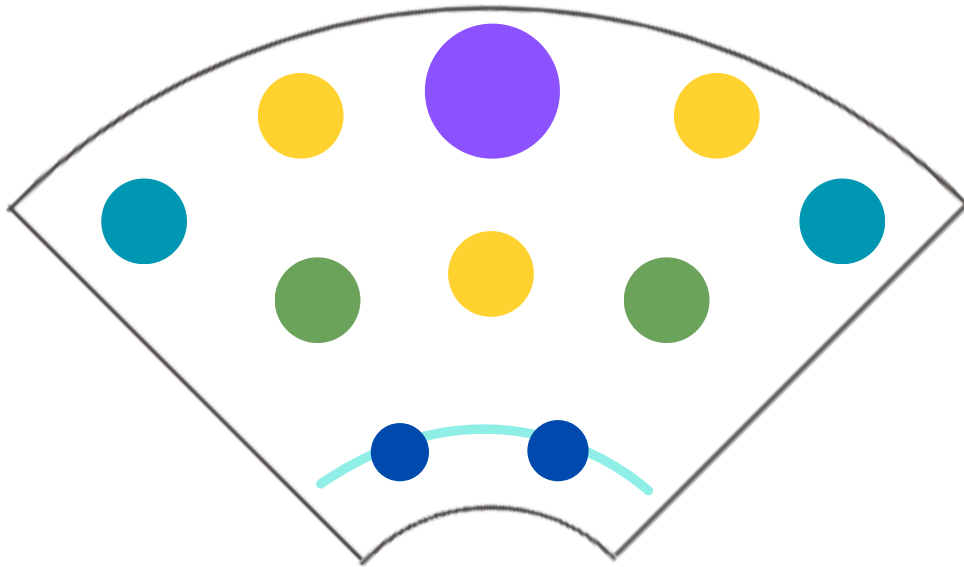
- Plant seedlings before seeds to prevent messing up any sections of the garden that have already been planted.
- Make sure the garden is watered gently and frequently for about 2 weeks after being planted so that the top of the soil stays moist for seeds to sprout.
- Fertilize every 30 days by mixing 3 tablespoons of Gaia Green organic fertilizer with one gallon of water in your watering can. Pour the mixture into the soil at the base of the plants.

www.gaiagreen.com

Gardening Definitions:

- Sow: Planting seeds in the ground
- Thin: Once seeds sprout, thin them by gently removing some sprouts. This gives individual plants more space to grow. Follow recommended spacing on seed packets.
- Perennial: Plants that can live for many years without the need to be planted every single year.





Garden Key:

| | | | | |
|--|--------------------|---------|---------------------|-------------|
| | Collard Seedling | 30 days | Plant 12" apart | |
| | Mustard Seeds | 30 days | Sow: 1" Thin: 6" | Depth: 1/4" |
| | Herb Seedlings | 30 days | Plant 12" apart | |
| | Dino Kale Seedling | 30 days | Plant 12" apart | |
| | Marigold Seedling | 60 days | Plant 8-12" apart | |
| | Tomato Seedling | 60 days | Plant 12" apart | |



MIAMI FALL PLANT GUIDE

Harvest window dates are estimates and may vary due to your local environmental factors (cold, heat, light, water) and the health and care of your plants.

Collard

- Harvest with scissors or knife when outer leaves reach desired size about 3–6"

Mustard

- Harvest with a knife when leaves reach desired size, about 3–6".

Cilantro

- will grow well even when sown thickly, for continued harvest sow every 2-3 weeks

Sage

- In the first year when plants have become established, leaves may be harvested and in the second and following years, cut stems to within 6" of the base of plant.

Dino Kale

- Kale is very hardy, and the flavor improves into late fall with light frosts. Late-summer sown or planted kale in mild regions to extend the season.

Marigold

- Regularly pluck expired flowers (a.k.a. deadheading) to increase blooms.

Tomato

- Space plants 12" apart