

Las Vegas, Nevada

SEASONAL GROWING GUIDE



GARDEN KEY:

 Days until maturity

 Seed spacing

 Seed depth

Follow this guide to help plant and grow your seeds and seedlings throughout the year!

Quick Tips:

- Plant seedlings before seeds to prevent planting over each other.
- Water your garden gently and frequently for about 2 weeks after you plant. The top of the soil needs to stay moist for seeds to sprout.
- Herbs (like basil), will flower or "bolt," creating seeds as the weather gets warm. Keep basil well-trimmed to prevent bolting.
Pro Tip: Save the seeds as the flowers dry up in late summer to plant again next year.

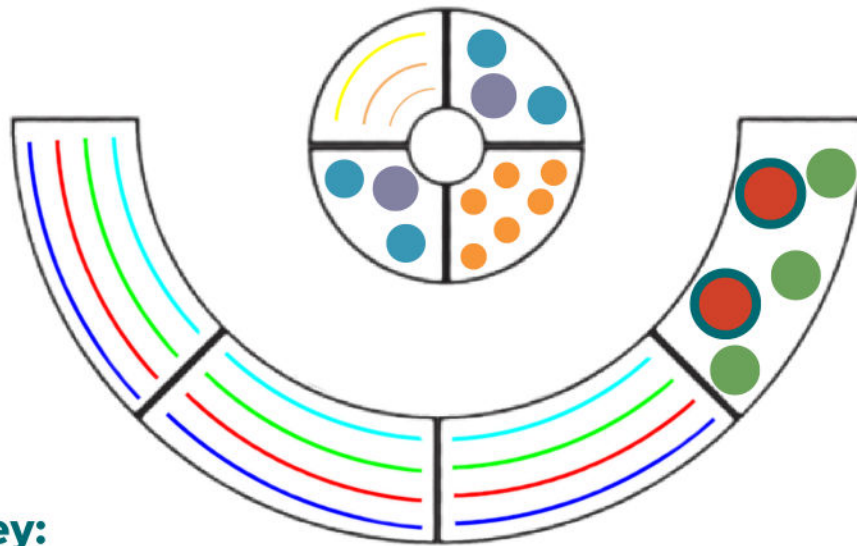
Gardening Definitions:

- Sow – Planting seeds in the ground.
- Thin – Once seeds start to sprout, thin them by gently removing some sprouts. This gives individual plants more space to grow.
- Perennial – Plants that only need to be planted once and will regenerate many times (for years even!)

Fertilizer:

- We recommend you fertilize every 30 days by sprinkling 3 tablespoons of organic fertilizer at the base of the plants (do not sprinkle on leaves and stems). Water fertilizer into the soil.
- Store in a cool, dry location, out of direct sunlight. Protect from extreme temperatures.

FALL or SPRING SEASON



Garden Key:




































	Kale Seeds	30 days	Spacing: sow 8" thin 16"	Depth: 1/2"
	Nasturtium Seeds	30 days	Spacing: sow 6" thin 12"	Depth: 1/2"
	Chard Seedling	30 days	Spacing: 12"	
	Eggplant Seedling	30 days	Spacing: 12"	
	Tomato Seedling with cage trellising	30 days	Spacing: 12"	
	Pepper Seedling	30 days	Spacing: 12"	
	Basil Seedling	30 days	Spacing: 12"	
	Lettuce Seeds	55 days	Spacing: sow 5" thin 10"	Depth: 1/8"
	Arugula Seeds	35 days	Spacing: sow 1" thin 6"	Depth: 1/4"
	Beet Seeds	55 days	Spacing: 2-4'	Depth: 1/2"
	Radish Seeds	20 days	Spacing: 2-4'	Depth: 1/2"

SUMMER SEASON

Flower seeds can be placed anywhere in the garden beds, in the corners or between crops.



Garden Key:

	Kale Seeds	 30 days	 Spacing: sow 8" thin 16"	 Depth: 1/2"
	Squash Seeds	 50 days	 Spacing: 18"-24"	 Depth: 1"
	Chard Seedling	 30 days	 Spacing: 12"	
	Eggplant Seedling	 30 days	 Spacing: 12"	
	Tomato Seedling with cage trellising	 30 days	 Spacing: 12"	
	Pepper Seedling	 30 days	 Spacing: 12"	
	Basil Seedling	 30 days	 Spacing: 12"	
	Nasturtium Seeds	 30 days	 Spacing: sow 6" thin 12"	 Depth: 1/2"
	Cucumber Seeds	 60 days	 Spacing: 18"-24"	 Depth: 1/2"
	Watermelon Seeds	 76 days	 Spacing: 3'	 Depth: 1"