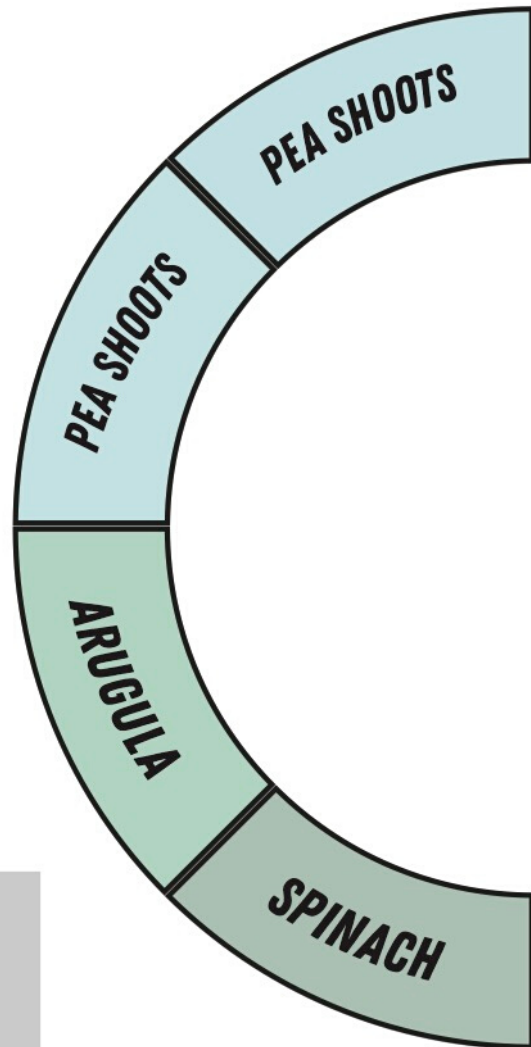
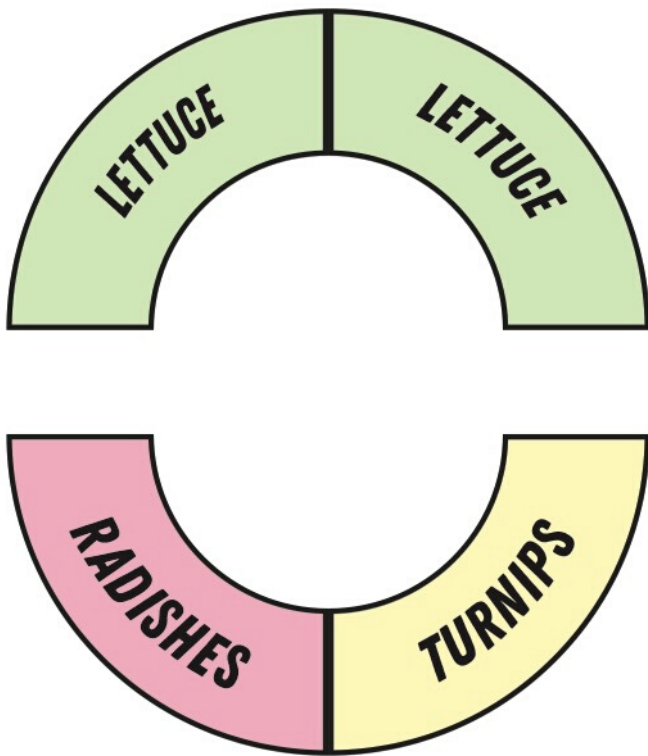




SPRING SEASON OVERVIEW

Planting Window: April 1-30

Spring Break: April 6-10











CLIMATE AND SEASON

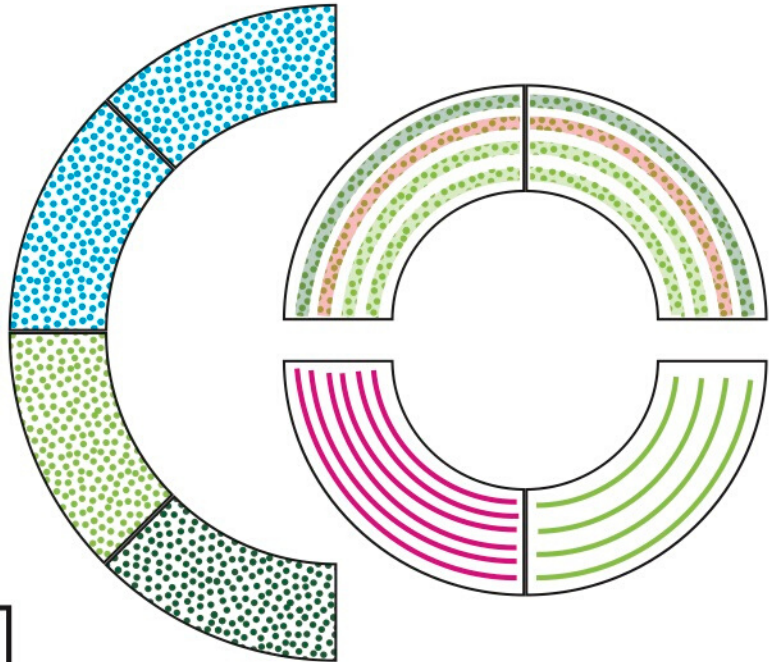
	APR	MAY	JUNE
AVERAGE HIGH:	59	70	81
AVERAGE LOW:	41	52	63
AVERAGE PRECIP:	3.62"	4.13"	4.06"
DAY LENGTH:	13h	14.5h	15h
AVERAGE FINAL SPRING FROST:	May 15		





SPRING SALAD GARDEN GUIDE

-  Pea Shoots
-  Spinach
-  Arugula
-  Dragon Lettuce
-  Radishes
-  Rosaine Lettuce
-  Turnips
-  Blade Lettuce



Click or Scan the QR Codes below to view our garden videos

Planting lettuce seeds



Planting radishes.
Use the same techniques for planting turnips

Broadcast seeding:
For spinach and peas



Assessing spinach growth

Harvesting pea shoots



Salad Garden: Plant April 1 - April 30

Sugar Sprint Pea Seeds (pea shoots) - 30 days to maturity

Spacing: 2 inches
Planting Depth: 1/2 inch

Arugula Seeds - 35 days to maturity

Spacing: Broadcast
Planting Depth: 1/4 inch

Seaside Spinach Seeds - 50 days to maturity (also could be overwintered from a late fall planting)

Spacing: Broadcast seeded
Planting Depth: 1/4 inch

Lettuce Seeds - 40 days to maturity

Seeding: Plant 1 row of Dragon, 1 row of Rosaine and, 2 rows of Blade Lettuce seeds
Planting Depth: Just below the surface of the soil

Easter Egg Radish Seeds - 25 days to maturity

Spacing: 2 inches
Planting Depth: 1/4 inch

Turnip Seeds - 54 days to maturity

Spacing: 2 inches
Planting Depth: 1/4 inch