

Learning Garden Journal: Tracking Growth







Name:

Vegetable Variety:	Date Planted:	Expected Harvest Date:
Number of seeds or seedlings planted:		Number of seeds that germinated or seedlings that survived:

Day Number & Notes	Date	Plant Height (cm)
Day 0 (planting day):		
Visit #1:		
Visit #2:		
Visit #3:		
Visit #4:		
Visit #5:		
Visit #6:		
Visit #7:		

Learning Garden Journal: Visual Growth

Draw a sketch of your plant below during each visit. Don't forget to include what you see above the ground and imagine what is growing below the ground. Also, draw any animals or bugs you see around your plant!

<p data-bbox="321 415 472 478">Visit #1</p> <p data-bbox="228 527 573 562">(Above Ground Growth)</p>  <p data-bbox="228 1073 573 1108">(Below Ground Growth)</p>	<p data-bbox="768 415 919 478">Visit #2</p> 	<p data-bbox="1214 415 1365 478">Visit #3</p> 
<p data-bbox="321 1171 472 1234">Visit #4</p> 	<p data-bbox="768 1171 919 1234">Visit #5</p> 	<p data-bbox="1214 1171 1365 1234">Visit #6</p> 

Learning Garden Journal: Harvesting

Before harvesting, observe your plant through the following questions below!

Vegetable Variety:	Did you plant seeds or seedlings?	Date Planted:
<p>How many leaves does your plant have?</p> <p>What part of the plant will you eat?</p> <p>What is the weather like today?</p> <p>Do you see any bugs on or beside your plant?</p> <p>If so, what do they look like and what are they doing?</p>		
<p>Describe three interesting observations about your plant.</p> <p>#1</p> <p>#2</p> <p>#3</p>		